

Group-II Students Medical Check-ups

Undergraduate and Postgraduate Students (Excluding New Students Enrolled in April, 2018) and Research Students

Medical checkups are required by law. Please make sure you attend the check-ups during the specified period

Reservations and answering of the Online Medical Questionnaires is required

More information on the Medical check-up reservation and Online Medical Questionnaires can be found at <http://www.hc.u-tokyo.ac.jp/>

Reservations open from 5pm on April 9, 2018.

Please check the bulletin boards of your faculty or graduate school for information, UTAS web on how to login.

1. Students and Research Students Required to take the Group-II Medical Check-up:

Students and researchers required to take the group-II check-ups are as follows:

- Undergraduate Students (excluding new students enrolled in April, 2018)
- Postgraduate Students (excluding new students enrolled in April, 2018)
- Research Students (Pre-registration required each year. Please ask a staff in your faculty.)

2. Please bring following to the Health Check-up.

- ① Student ID Card / For visiting researchers: Identifications issued by your department
(If you do not have a Student ID card yet, please bring your Certificate of Enrollment.)
- ② Print out of the three QR codes
(which will be displayed after the online questionnaires have been completed)
- ③ Reservation number
- ④ Bring to wear or wear plain-colored T-shirts (see note 4-5) below)

3. Checks done during Group-II Medical Check-up:

- ① History taking and medical questionnaires, blood pressure evaluation
- ② Height and body weight measurement
- ③ Chest X-ray examination

4. Please note the following points on the Health Checkup:

- 1) Please make a reservation and answer the Online Medical Questionnaires through the following website. For details on the reservation and Online Medical Questionnaires, access (<http://www.hc.u-tokyo.ac.jp/>).
*Priority is given to students who have a reservation. If you do not make a reservation, during busy periods you may have to wait a long time, or you may not be able to have the health check-up at that time.
*Your answers cannot be registered unless the QR codes are available and unnecessary time will be wasted during the check-ups redoing the questionnaire.
Please make sure to complete the questionnaire beforehand and to bring the QR codes with you.
- 2) Visiting researchers are required to register in advance before coming for a check-up each year. Please apply to your department to obtain your Common ID number. The Common ID is required when making reservation for your check-up and to check your result.
- 3) Medical check-ups can be taken on any campus. However, please make sure to have the medical check-ups without fail during the specified period.
- 4) Schedule for the medical check-up schedule may change without notice. Please check the website before turning up for your medical check-up.
- 5) As chest X-rays will be taken, please wear light clothing. You are requested to wear thin, plain-colored T-shirts without buttons or metal fittings, and please do not wear “bra-top” type clothing. Please bring something to tie your hair if you wear it long. Also, please make sure you are able to bare your ankles for the electrocardiography – therefore please refrain from wearing tights or stockings.

- 6) Health certificate can be issued from three weeks from the date of examination. The results of the first day will become available first. If you urgently need a certificate, please make sure to take the health check-up on the earlier dates.
- 7) If you wish use the result of a check-up at another clinic, please call the relevant Health Service Center beforehand.
- 8) Please call the relevant Health Service Center if you are unable to attend the checkup during the dates because of justifiable reasons, such as hospitalization, studying abroad, taking leave of absence or working at one of the distant research facilities, etc.
- 9) All students are required to have a health checkup. After May, you will not be able to take a health check-up at the university and it will not be possible for the health center to issue medical check-up documentations. Without medical checkup documentations, you will not be able to obtain certificates required for enrolling in specialty courses, moving to another university and for making various applications. If you miss the health check up on this occasion, the next available checkup will not be until the following year. However, you will be able to obtain the relevant certificates if you have health check-up at other hospitals at your own expense.
- 10) Those who need special assistance should contact us in advance, as we expect the period to be busy.
- 11) Valuables should be looked after individually during the health check-up. Please make sure that you do not lose or leave anything behind.

5. Venue and Date:

<Hongo Campus> Hongo Health Service Center (Administration Bureau Bldg. 2)

Dates \ Time	AM	PM
	9:00 ~ 11:30	1:15 ~ 3:45
Apr 18 (Wed)	Women	Men
Apr 19 (Thu)	Men	Men
Apr 20 (Fri)	Men	Women
Apr 23 (Mon)	Women	Men
Apr 24 (Tue)	Men	Women
May 7 (Mon)	Men	Men
May 8 (Tue)	Men	Men
May 9 (wed)	Men	Men
May 10 (Thu)	Women	Men
May 22 (Tue)	Men	Men
May 23 (wed)	Women	Men
May 24 (Thu)	Men	Women
May 25 (Fri)	Men	Men

<Kashiwa Campus> 1st floor of Kashiwa Library

Dates \ Time	AM		PM	
	9:30 ~ 10:45	10:45 ~ 11:30	1:15 ~ 2:15	2:15 ~ 3:45
May 14 (Mon)	Men		Men	Women
May 15 (Tue)	Women	Men	Men	

<Komaba Campus> Komaba Health Service Center

Dates \ Time	AM	PM
	9:00 ~ 11:30	1:15 ~ 3:45
Jun 14 (Thu)	Women	Women
Jun 15 (Fri)	Men	Men
Jun 18 (Mon)	Men	Men
Jun 19 (Tue)	Men	Men
Jun 20 (Wed)	Men	Women
Jun 21 (Thu)	Men	Men
Jun 22 (Fri)	Women	Men

Contact: * Replace # with @

Hongo Health Service Center Phone: 03-5841-2579 (ext. 22579)

E-mail: hoken-kanri-hongo.adm#gs.mail.u-tokyo.ac.jp

Kashiwa Health Service Center Phone: 04-7136-3040 (ext. 63040)

E-mail: kashiwa#hc.u-tokyo.ac.jp

Komaba Health Service Center Phone: 03-5454-6180 (ext. 46180)

E-mail: komaba-kanri#hc.u-tokyo.ac.jp

<Access Map>

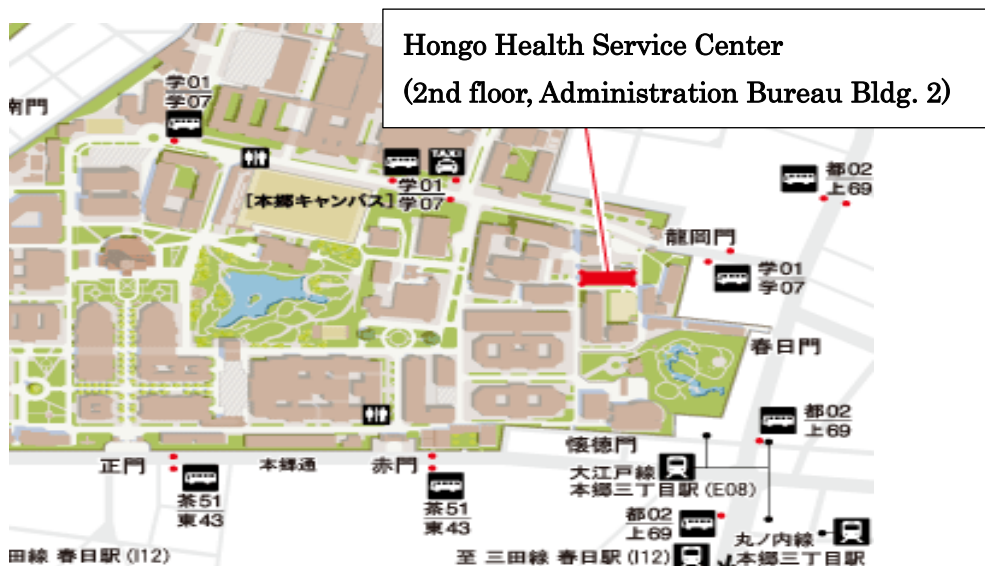
Komaba : Komaba Health Service Center



Kashiwa : 1st floor of Kashiwa Library



Hongo : Hongo Health Service Center



《Medical Questionnaire Guide》

《Information》

You are required to answer the Medical Questionnaires from the web site.

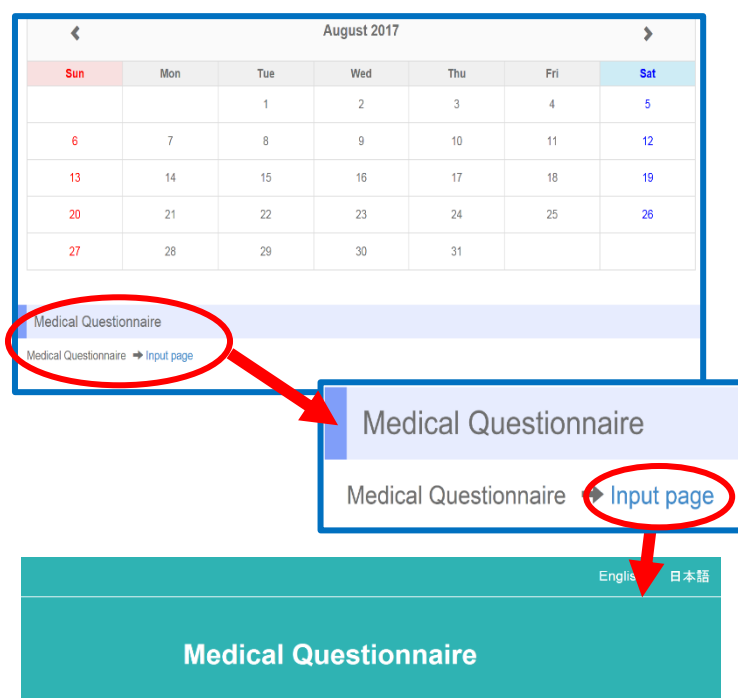
This must be done in advance so that the health checks can be carried out smoothly.

Thank you for your cooperation.

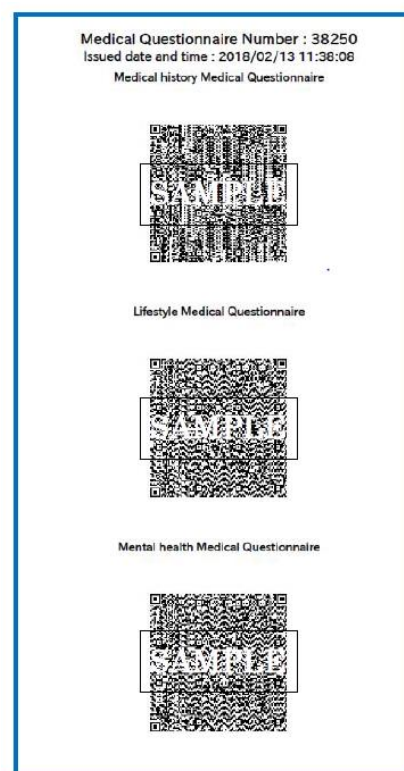
The Medical Questionnaire will be available from 5 pm on April 9.

《How to take the Online Medical Questionnaires》

1. Go to the Division for Health Service Promotion (Health Service Center) website:
(<http://www.hc.u-tokyo.ac.jp/hc/en/>).
2. Click on “Medical Check-ups”, then click on the reservation button.
3. Log in to the reservation system using the ID and PW.
*Please check the bulletin boards of your faculty or graduate school for information, UTAS web on how to login.
4. You will be taken to the Medical Questionnaire when you click on the "input page" towards the bottom of the page beneath the calendar.



Sample



5. A QR code will be produced for the questionnaire when it has been completed.
Please make sure to print the displayed QR code.
and remember to bring it with you on the day of your medical check-up.

* Completing the online questionnaire does record your entries. The data entered is registered by reading the QR codes at the venues of the medical check-ups.

* **Your answers cannot be registered unless the QR codes are available, and unnecessary time will be wasted during the check-ups redoing the questionnaire. Please make sure to complete the questionnaire beforehand and to bring the QR codes with you.**

* Make sure when printing the QR codes that they are in a condition that can be read properly. QR codes may not be read correctly if they are disfigured, bent, or the printing is unclear.