

August 17, 2021

To all students

Hiroyuki Takeda  
Director, Division for Strategic Public Relations

President dialogue with students (English Session)

We are pleased to invite our students to have a public dialogue with President Teruo Fujii in the "President dialogue with students (English session).

We hope that all eligible students will actively participate.

Date and time : Wednesday, September 8, 2021, 14:00 - 15:00

Summary: President Fujii will introduce himself, followed by his talk on the university's visions and actions for the future. (15 minutes)

Dialogue with students (exchange of opinions) (45 minutes)

Target persons: All students

Format : Zoom Webinar (Please click on the " Participation application form " link below)

Language : English

Participation application form : <https://forms.office.com/r/Hvqq43X403>

If you have hearing issues and special needs, please send an e-mail to the following e-mail address by August 23, 2021.

Please refer to the attached "Zoom Webinar Participation Procedure" for the participation procedure.

(For inquiries regarding this matter, please contact)

Public Relations Group

[pr.adm@gs.mail.u-tokyo.ac.jp](mailto:pr.adm@gs.mail.u-tokyo.ac.jp)

令和3年8月17日

学生の皆様

広報戦略本部長 武田 洋幸

留学生と総長の対話（英語セッション）の開催について

このたび、学生を対象として、藤井輝夫総長との対話を行うこととなりました。  
ついては、その機会を下記のとおり設定しましたのでご案内します。対象学生の皆さんにおかれましては、積極的な参加をお願いします。

記

開催日時：2021年9月8日（水）14:00～15:00

内 容：総長から自己紹介、大学のこれからのビジョンとアクション（15分）  
学生との対話（意見交換）（45分）

対 象 者：全学生

開催形式：Zoom Webinar（以下の「参加申込フォーム」からご登録ください。）

使用言語：英語

申込フォーム：<https://forms.office.com/r/Hvqq43X403>

※聴覚障害のために配慮が必要な方は、8月23日（月）までに以下のメールアドレス宛てに申し出てください。

※参加手順は、別紙「Zoom Webinar Participation Procedure」を参照してください。

（本件に関する問い合わせ先）

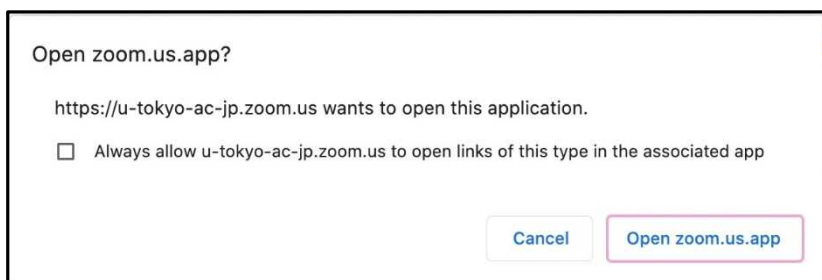
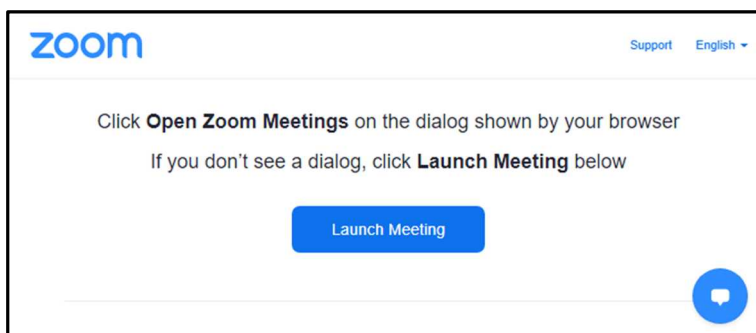
総務部広報課

[pr.adm@gs.mail.u-tokyo.ac.jp](mailto:pr.adm@gs.mail.u-tokyo.ac.jp)

## Zoom Webinar Participation Procedure (9.8)

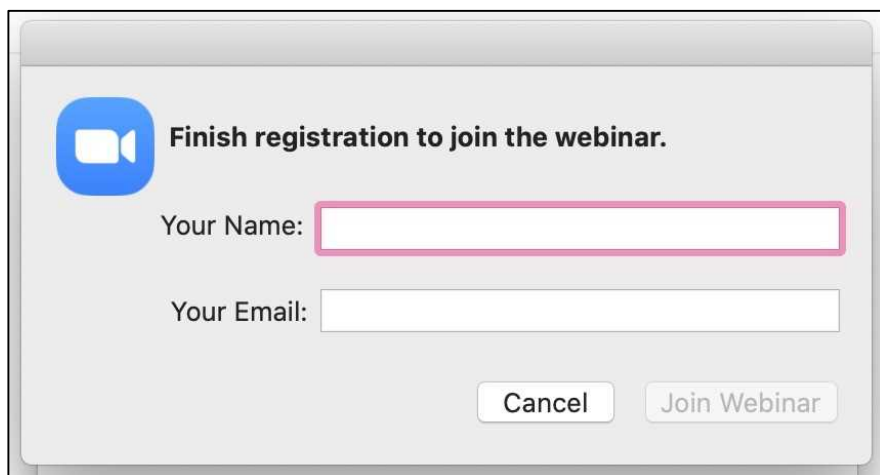
\* Note: To join the webinar from iPad, iPhone, Android devices, you need to install a Zoom app in advance.

① Click on the Zoom URL and open the app.

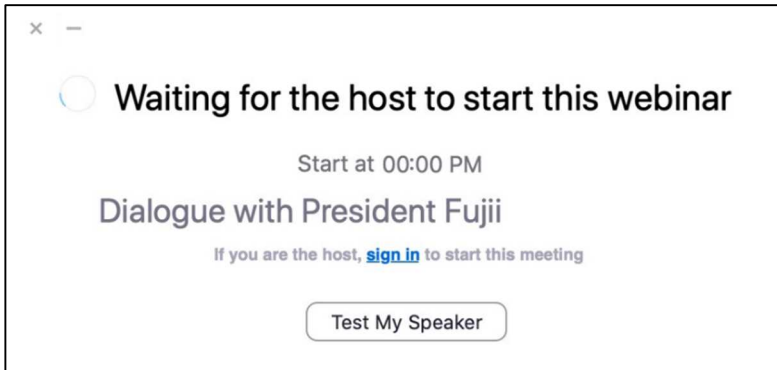


② Enter your name and e-mail address.

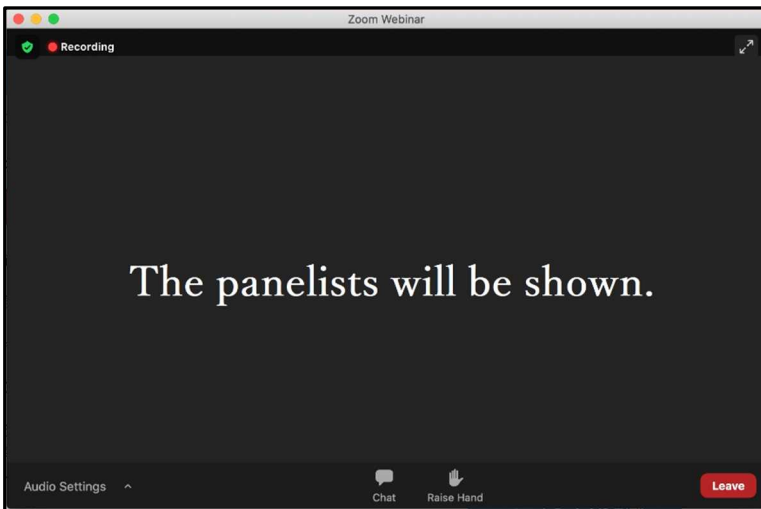
Please enter your organization and name in the Name field, and click the (Join Webinar) button.  
(Example of name entry) Public Relations Group, Hanako Todai



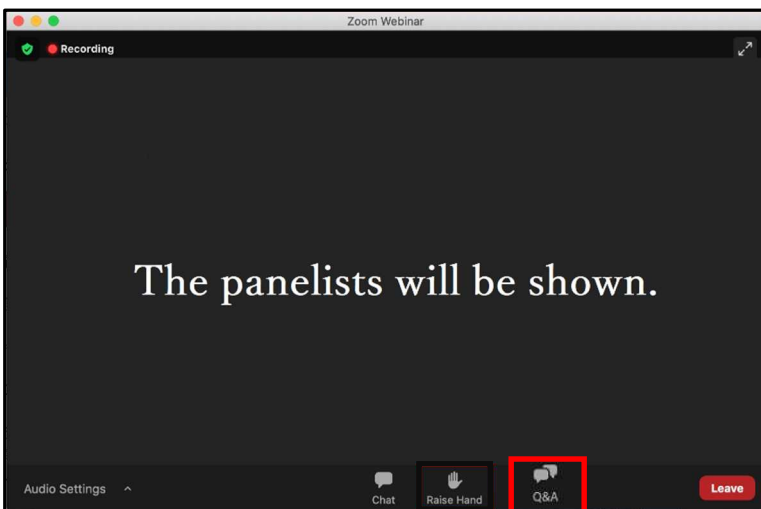
③ Please wait until the webinar starts.



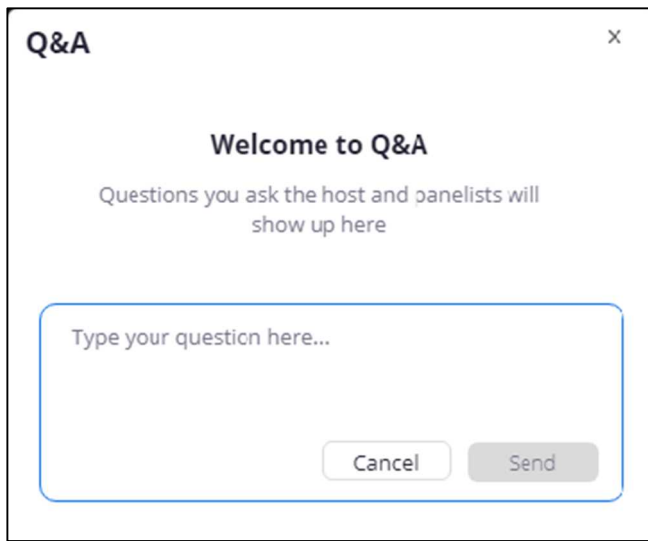
④ The panelists will be shown.



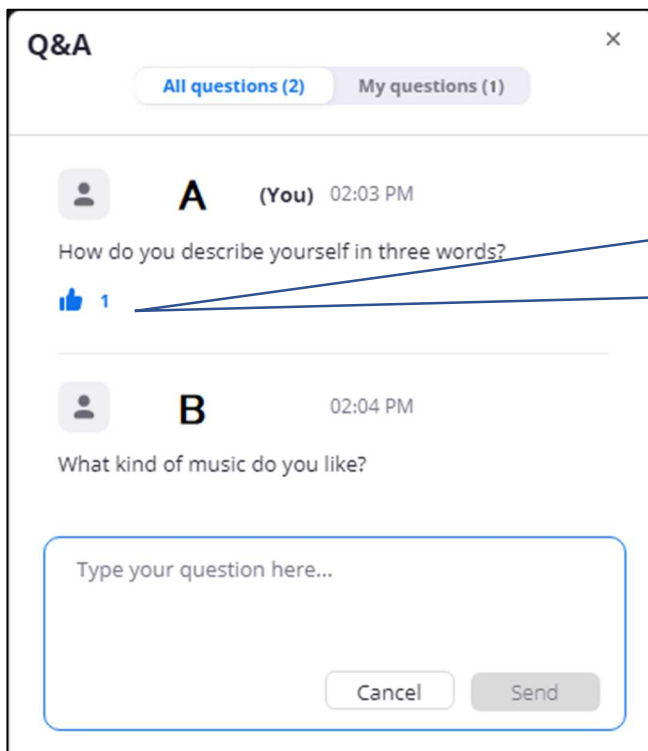
⑤ If you have a question, please click on the "Q&A" button.




⑥ Enter your question in the question input screen and click the "Send" button.



⑦ The question you entered will be displayed.



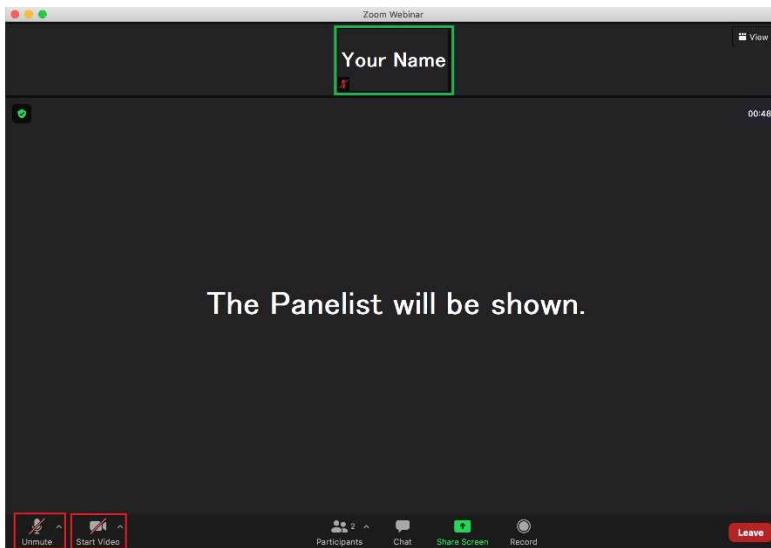
Your own question and those of others will be displayed. You can click  to reflect your opinion.

⑧ The moderator will pick questions taking into account the number of "thumbs up" and ask the selected questioners to speak. If you are selected, please click "raise hand".

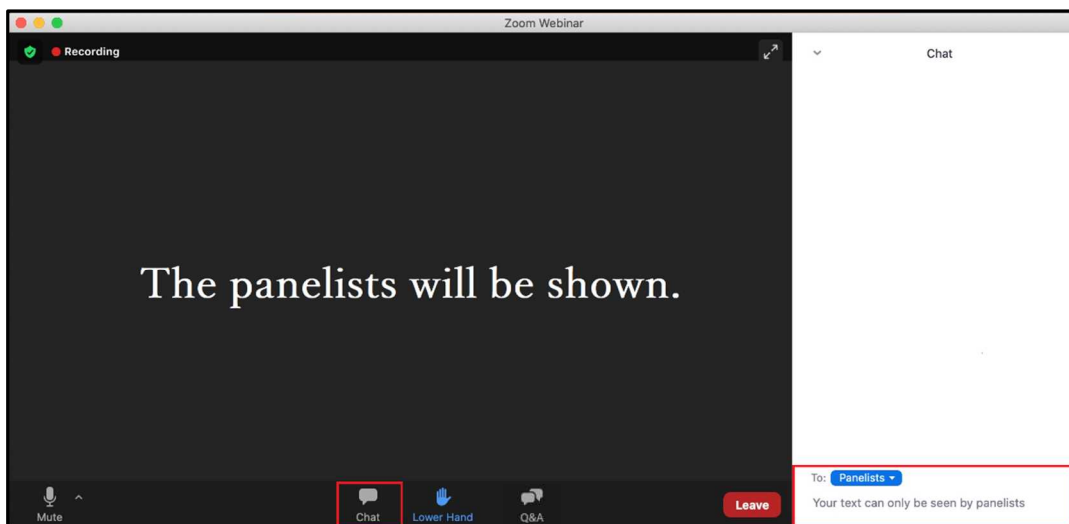
⑨ The host will promote the person selected as a questioner to a panelist so that they can speak.

⑩ Click on the ① (unmute) and ② (start video) buttons by yourself.

Your video will be shown, so please let us know your affiliation and name and ask your question.



⑪ You can also ask questions by clicking on the “Chat” button.



Please note that we may not be able to answer your questions using the chat function in time depending on the progress of the day. Please be aware of this in advance.